

MOLECULAR ANALYSIS AND RESEARCH ON MALARIA AND PLASMODIUM VIVAX

Dr. Praveen Kumar Rai

Director Rai Pathology lab and Dizital X Ray Centre Kushinagar

ABSTRACT

Malaria is an emotional disease brought about by the protozoan parasites Plasmodium. The finding is basically founded on microscopy and fast indicative tests (RDT). In this paper, logical distribution on malaria and P. vivax has been examined utilizing the Scopus information base. Indian collaboration will be basic for the annihilation of the disease. In addition, in this sense, the overall vision given by the bibliometric examination of malaria brought about by P. vivax is key to paint the image with respect to the current circumstance and empower global participation and control endeavors.

Keywords: Malaria, Molecular, Plasmodium Vivax, disease

INTRODUCTION

Malaria is a vector-borne disease. The disease is brought about by Plasmodium parasites and sent only through the chomps of Anopheles species. As of not long ago, human malaria has been an anthroponotic disease brought about by four Plasmodium species, and now P. knowlesi is the reason for zoonotic malaria, a sort of malaria that normally taints macaques just as contaminates people. Also, extra species P. cynomolgi was recognized by polymerase chain response (PCR) in a patient and P. simium, monkey malaria may be tainting people; be that as it may, regardless of whether this species can routinely contaminate people isn't known and further examination is required.

Normal malaria manifestations are cerebral pain and myalgia. Different manifestations like fever for as long as two days, weariness, and loss of craving and body agonies can be watched. Different indications may incorporate sickness, retching, dry hack, icterus, disarray and respiratory trouble. In non-resistant patients, malaria ordinarily begins out of nowhere with an extreme sentiment of affliction and fever, frequently arriving at 39 °C and higher. Malaria can't be affirmed clinically. The standard strategy for malaria finding depends on the assessment of Giemsa-recolored dainty and thick blood films at light microscopy. This approach is quick, simple to perform and delicate, however requires a significant level of skill.

LITERATURE REVIEW

GIANLUCA RUSSO (2017) Plasmodium vivax disease is known to be uncommon in West/Central Africa, the most acknowledged clarification being the absence of articulation of erythroid Duffy antigen in the nearby human populaces. The aftereffects of this examination affirm the dissemination of P. vivax in Cameroon, just as that the absence of articulation of Duffy-antigen doesn't present full security against vivax malaria procurement.

SABER GHOLIZADEH (2018) The point of this review was to portray the utilization of sub-atomic strategies in epidemiological parts of malaria vectors, parasites, and human hosts in Iran and their basic function in malaria control and disposal programs. Sub-atomic techniques are fundamental for improving the location of malaria disease and observing antimalarial medications and bug spray opposition in malaria end settings, for example, Iran. The use of atomic techniques might be specifically noteworthy for malaria control/disposal programs, for observing advancement towards malaria end, and for ideal direction of program exercises.

CAPPELLI ALESSIA (2017) this work meant to survey upsides and downsides of sub-atomic determination of malaria in an area of Central Italy where a few several imported malaria cases are analyzed each year. 33 blood tests were investigated by microscopy, RDT and atomic procedures to screen the general proficiency in malaria determination. Sub-atomic investigation and microscopy analyzed 32 out of 33 examples as certain for malaria, while RDT just 29. More contrasts concerned the finding of blended contaminations. Our discoveries comment the significance of the atomic approach in supporting and improving malaria finding. In the cases here introduced, the sub-atomic investigation was especially helpful to divulge parasites presence in diseases not perceivable by blood smear examination and to also tackle genuine or potentially assumed blended contaminations.

LUCY VAN DROP (2019) the protozoan Plasmodium vivax is answerable for 42% of all instances of malaria outside Africa. We utilized clinical magnifying instrument slides arranged in 1944 from malaria-influenced patients from the Ebro Delta in Spain, one of the last tractions of malaria in Europe, to produce a genome of an European P. vivax strain. Our outcomes shed light on the advancement of a significant human microorganism and represent the estimation of antique clinical assortments as an asset for recovering genomic data on microbes from an earlier time.

MARIA GRUENBERG (2018) a particular component of Plasmodium vivax diseases is the general low parasite thickness in fringe blood. In this manner, recognizing asymptomatic contaminated people in endemic networks requires analytic tests with high affectability. The recognition furthest reaches of sub-atomic analytic tests are essentially defined by the volume of blood dissected and by the duplicate number of the amplified

sub-atomic marker filling in as the layout for amplification. By utilizing mitochondrial DNA as the multi-duplicate format, as far as possible can be improved more than ten times, contrasted with standard 18S rRNA targets, subsequently permitting recognition of lower parasite densities. Thorough appraisal of bogus positive and bogus negative test outcomes is, subsequently, needed to forestall over-or under-assessment of parasite pervasiveness in epidemiological investigations or when observing intercessions

MATERIALS AND METHODS

The advancement of the electronic age has prompted the improvement of various logical information bases on the World Wide Web, which offer inquiry offices on a specific issue. Among them, some permit the occasion to break down references from distributed works. The principle logical information bases covering clinical terms are PubMed, Scopus, Web of Science, and Google Scholar. PubMed centers basically around medication and biomedical sciences, while Scopus, Web of Science, and Google Scholar spread most logical fields. Generally, bibliometric considers depend on the catchphrases listed by the distributed works. The fundamental contrasts between these information bases are PubMed (no restriction), Scopus, Web of Science, and Google Scholar (no restriction). Nonetheless, in listed diaries and gathering procedures, there is generally a constraint of around 6 watchwords for each distributed work so the restriction of 15 is viewed as satisfactory for bibliometric works. In any case, PubMed's inquiry work, which is intended to look for clinical reports, is uncommon and offers a help that other web indexes don't. In this information base, the query items must be arranged by broad qualities, for example, distribution date or creator, and thusly, this isn't helpful to get a diagram of a point. These days, predominantly Web of Knowledge and Scopus permit huge scope downloads of bibliographic data from ordered distributions thus the greater part of the overall bibliometric works depend on one of these two information bases. Scopus is the information base that records the biggest number of distributions and gathering procedures when contrasted with the other three information bases referenced. Elsevier's Scopus information base is at present the biggest dynamic and reference data set of companion reviewed literature, and albeit another information base, the Web of Science (WoS), is additionally accessible, it records less titles though Scopus records 84% of WoS titles contrasted with just 54% of Scopus tiles recorded by WoS.

Scopus is typically viewed as the biggest unique and reference information base of friend reviewed logical literature on the planet. It contains in excess of 35,000 titles having a place with in excess of 10,000 distributors. Hence, so as to investigate who, how, where, and what is being explored in a given logical field, the most ordinarily utilized choice is to utilize this information base. In this way, it is entirely expected to discover bibliometric works in numerous logical fields utilizing Scopus. To put it plainly, Scopus is the best internet searcher and gives an outline of the subject. For broad and top to bottom exploration in the everyday issue sciences and firmly related points, PubMed ought to be considered too. Therefore, Scopus was the information base of decision for

this investigation.

In this work, a full pursuit of the Elsevier Scopus information base was directed utilizing TITLE-ABS-KEY (malaria and vivax) as the hunt question. This brought about 11,166 archives being gotten somewhere in the range of 1916 and 2018, the last entire year from Scopus information base. It ought to be noticed that shifting the inquiry models, or ensuing changes of Scopus, can give fundamentally various outcomes. That catchphrases entered by the writer or distributor may not carefully adjust to the topic of the articles ought to likewise be thought of. Despite the past, Scopus is viewed as a substantial choice for this sort of investigation. In catchphrase investigation, terms with indistinguishable implications were gathered (e.g., Plasmodium vivax and P. vivax), and terms that don't add to this investigation were disposed of (e.g., article). The perspectives that have been contemplated are the movement in the quantity of distributions every year, the dispersion of distributions by establishments and by nation, and the watchwords (Figure1). For the recognition of mainstream researchers, perceived as the arrangement of hubs associated with one another in a perplexing organization, the product device VOSviewer was utilized. This product has been utilized to make diagrams in which every establishment is spoken to by a hub and the associations between two hubs speak to the coordinated effort between the two organizations spoke to.

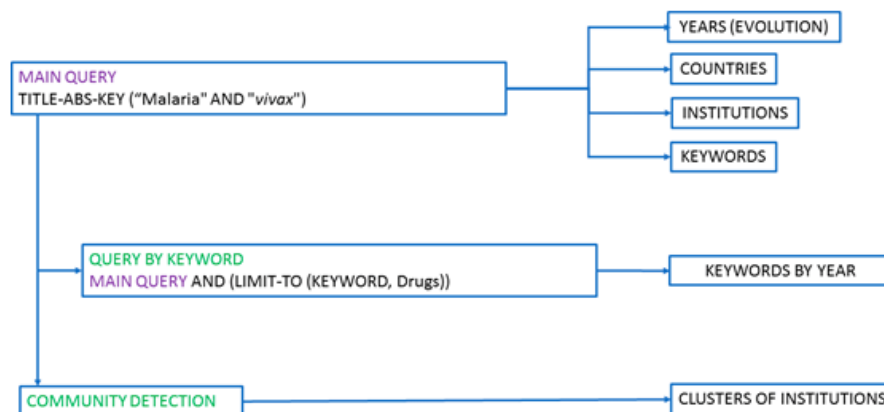


FIGURE 1: Methodology for searching the different analyses

RESULT AND DISCUSSION

Progression of Scientific Output

The pursuit returned 11,166 records. Figure2 shows the advancement pattern of the quantity of archives on Plasmodium vivax and malaria since the primary article was distributed. As appeared in Figure 2, the primary article distributed on this is dated in

1916. This early passage in the principal article shows the solid intrigue that mainstream researchers has set on malaria throughout the long term.

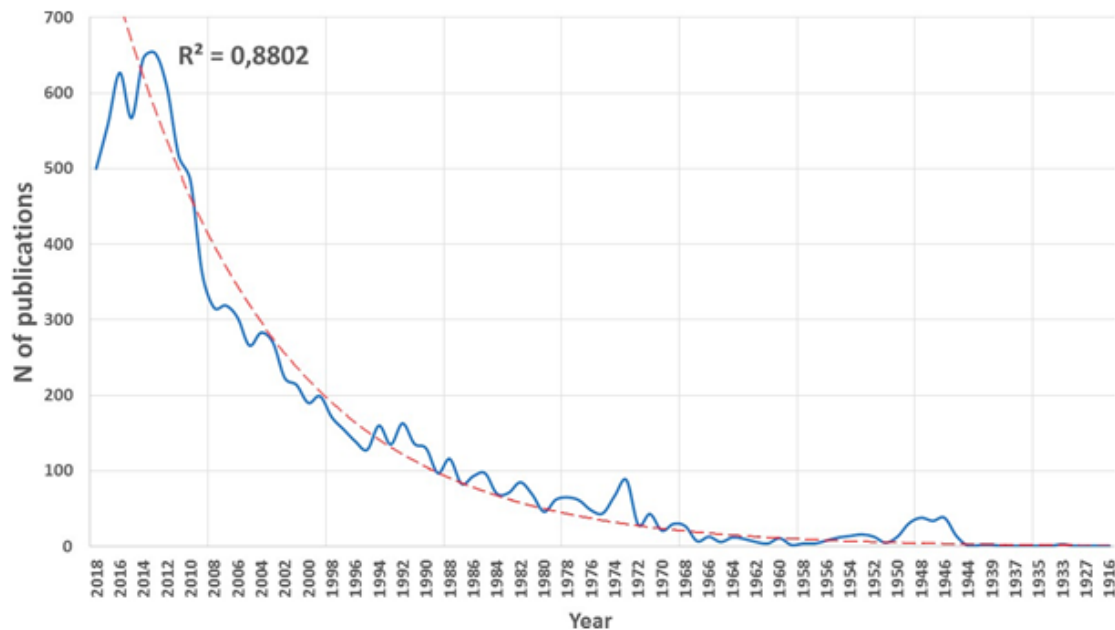


FIGURE 2: The trend of the number of publications in malaria and Plasmodium vivax, from the years 1916–2018

The greatest number of yearly distributions was gotten in 2014, arriving at an estimation of 646. The development in the quantity of distributions presents an exponential example, with a R2 coefficient near 1. There are two years in which the pattern is intruded, and consequently, the R2 esteem isn't significantly higher. These are the years 1946 and 1973. In these years, considering the pattern line, the distributions were higher than anticipated. The explanation is that, from one viewpoint, in 1946, chloroquine was recognized as a first-line blood schizontocide for *P. vivax*. This prompted an expanded enthusiasm for malaria research and an expansion in the distributions. Then again, in 1973, there was increase in the disease because of two reasons: the decrease in global guide programs from created nations in the mid 1970s, because of the absence of possibilities for annihilation; and the worldwide financial emergency of 1973, which pushed up the cost of bug sprays. Between the years 2002–2010, the expansion in the quantity of distributions was multiple times more prominent than the entire past period. This could be clarified by the primary malaria meeting, Vivax Malaria Research: 2002 and Beyond, This was a gathering committed altogether to Plasmodium vivax research and assembled by the Multilateral Initiative on Malaria. Then again, when the new century rolled over, there was an overall increment in subsidizing for malaria control, and activities, for example, Roll Back Malaria, RBM, and Partnership were conceived. This is

medication as keyword is chloroquine, Although thinking about just the most recent 5 years, the general significance of primaquine is comparative. This is on the grounds that the WHO signs are that, in regions where chloroquine keeps up its viability, this must be the medication utilized against malaria brought about by *P. vivax*. Then again, primaquine has been demonstrated to be exceptionally compelling in acting against hypnozoites, which are the prevalent dormant structures in *P. vivax*. Moreover, up to this point, it was the main affirmed hypnozoiticide. Consequently, to dodge backslides brought about by it, the organization of primaquine is suitable in spite of the fact that there are dangers from fragmented consistence with guidelines and the improvement of resistance, despite the fact that the genuine issue in the flexibility of this medication is its expected poisonousness because of the lack, in patients, of the chemical G6PD. Figure 4 additionally shows the general significance of various medications at some random time. For instance, mefloquine had an overall most extreme in 2004 and how, consequently, it has been losing importance because of its scant further use. Unexpectedly, artemisinin—and its subsidiary artesunate—has a basic significance lately, being the best medication against all types of multidrug-safe

Different medications, for example, fansidar (sulfadoxine/pyrimethamine) or proguanil have for all intents and purposes no significance in ongoing distributions on malaria and *P. vivax*, featuring the pattern in the utilization of these in the treatment of the disease.

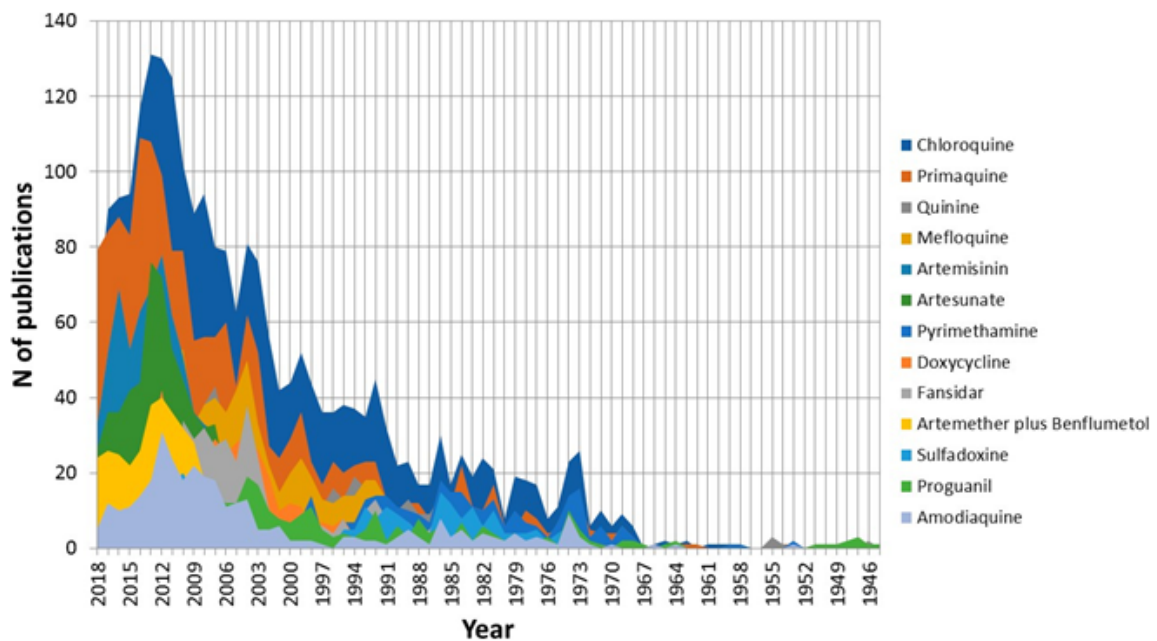


Figure 4: Time progression of antimalarial drugs in the fight against malaria caused by *P. vivax*.

CONCLUSION

Malaria is as yet one of the significant medical conditions today; both for its degree and for the need thought it has gotten from public and private associations worried about human wellbeing. Hence, malaria is a theme that is progressively distributed in logical diaries with sway factors. In addition, inside this topic, malaria brought about by *P. vivax* is as of now accepting uncommon intrigue. The current examination has indicated that the development in the quantity of distributions is exponentially bended, showing the colossal intrigue that *P. vivax* causes in the global academic network. This pattern is possibly hindered by two crossroads in history when enthusiasm for malaria has broken the standard. Hence, it turns out to be clear how bibliometric investigation of a given subject permits principal realities or minutes to be recognized. In this particular case, it is the disclosure of a medication, chloroquine, which end up being helpful in the battle against malaria, and the bounce back in the quantity of malaria cases in the mid-1970s because of the unwinding of the alarm level in the global academic network.

REFERENCES

1. Gianluca Russo, Russo et al. *Malar J* (2017) 16:74 DOI 10.1186/s12936-017-1722-2 ON “Molecular evidence of *Plasmodium vivax* infection in Duffy negative symptomatic individuals from Dschang, West Cameroon”
2. Saber GHOLIZADEH, *Iran J Parasitol*. 2018 Apr-Jun; 13(2): 161–171.PMCID: PMC6068378 ON “The Role of Molecular Techniques on Malaria Control and Elimination Programs in Iran: A Review Article”
3. CappelliAlessia, August 23, 2017 ON “Molecular Diagnosis of Malaria Infection: A Survey in a Hospital in Central Italy”
4. Lucy Van Drop, Pere Gelabert, 07 November 2019 ON “*Plasmodium vivax* Malaria Viewed through the Lens of an Eradicated European Strain”
5. Maria Gruenberg, *Malaria Journal*, Gruenberg et al. *Malar J* (2018) 17:55 <https://doi.org/10.1186/s12936-018-2201-0> ON “*Plasmodium vivax* molecular diagnostics in community surveys: pitfalls and solutions”
6. Ashley, E.A.; PyaePhyo, A.; Woodrow, C.J. *Malaria*. *Lancet* 2018, 391, 1608–1621
7. Rabinovich, R.N.; Drakeley, C.; Djimde, A.A.; Hall, B.F.; Hay, S.I.; Hemingway, J.; Kaslow, D.C.; Noor, A.; Okumu, F.; Steketee, R.; et al. malERA: An updated research agenda for malaria elimination and eradication. *PLoS Med.* 2017, 14, e1002456



8. Garrido-Cardenas, J.A.; González-Cerón, L.; Manzano-Agugliaro, F.; Mesa-Valle, C. Plasmodiumgenomics:An approach for learning about and ending human malaria. Parasitol. Res. 2018, 118, 1–27
9. Tuju, J.; Kamuyu, G.; Murungi, L.M.; Osier, F.H.A. Vaccine candidate discovery for the next generation of malaria vaccines. Immunology 2017, 152, 195–206
10. Mongeon,P.;Paul-Hus,A.ThejournalcoverageofWebofScienceandScopus:Acomparativeanalysis.Scientometrics 2016, 106, 213–228
